

EU-IVD Products included



Accelerate Your Results

Spin the smart way with your new Centrifuge 5910 Ri



Designed with Your Challenges in Mind

An effortless operation was the primary goal when developing the new user interface of Centrifuge 5910 Ri. Setting new parameters can now be done in seconds via the favorites function. Up to 99 frequently-used programs are directly accessible on the home screen. Documentation features and the customized reminder function ensure that Centrifuge 5910 Ri will quickly become your new best friend on the bench.



Outstanding user experience

Multipurpose centrifuges are often shared between a multiplicity of users, each of them with different applications and levels of experience. This means changing rotors, buckets or adapters back and forth, resetting parameters and checking settings that might be hidden somewhere deep down in the menu.

With the new Centrifuge 5910 Ri, these struggles finally belong to the past. It has been designed to simplify your daily centrifugation tasks, so that you can focus on what is really important: your results.



Reliable performance and safety

Your samples are valuable, which is why the temperature management system of Centrifuge 5910 Ri goes beyond just cooling – it offers the latest in cooling technology, including rapid pre-cooling and patented Dynamic Compressor Control (DCC) technology to maintain a steady temperature throughout the run.

Additional safety features such as automatic rotor recognition, built-in imbalance sensors and a motor-driven lid lock ensure your peace of mind.



Supporting your lab – now and in the future

Multiple users performing a variety of applications in different vessel formats can make centrifugation a challenge. With our unique Universal rotor design concept, constant changing of rotors, buckets, and adapters is a thing of the past for many common applications. A diverse collection of 10 rotor options enable spinning of a wide array of vessels at various speeds, supporting your work now and into the future.

Enabling You to Focus on What Matters Most – Your Results



See Centrifuge 5910 Ri virtually on your lab bench – via the Augmented Reality function in our Eppendorf App!



Download the Eppendorf App here:



Excellent Versatility – With 10 Different Rotors

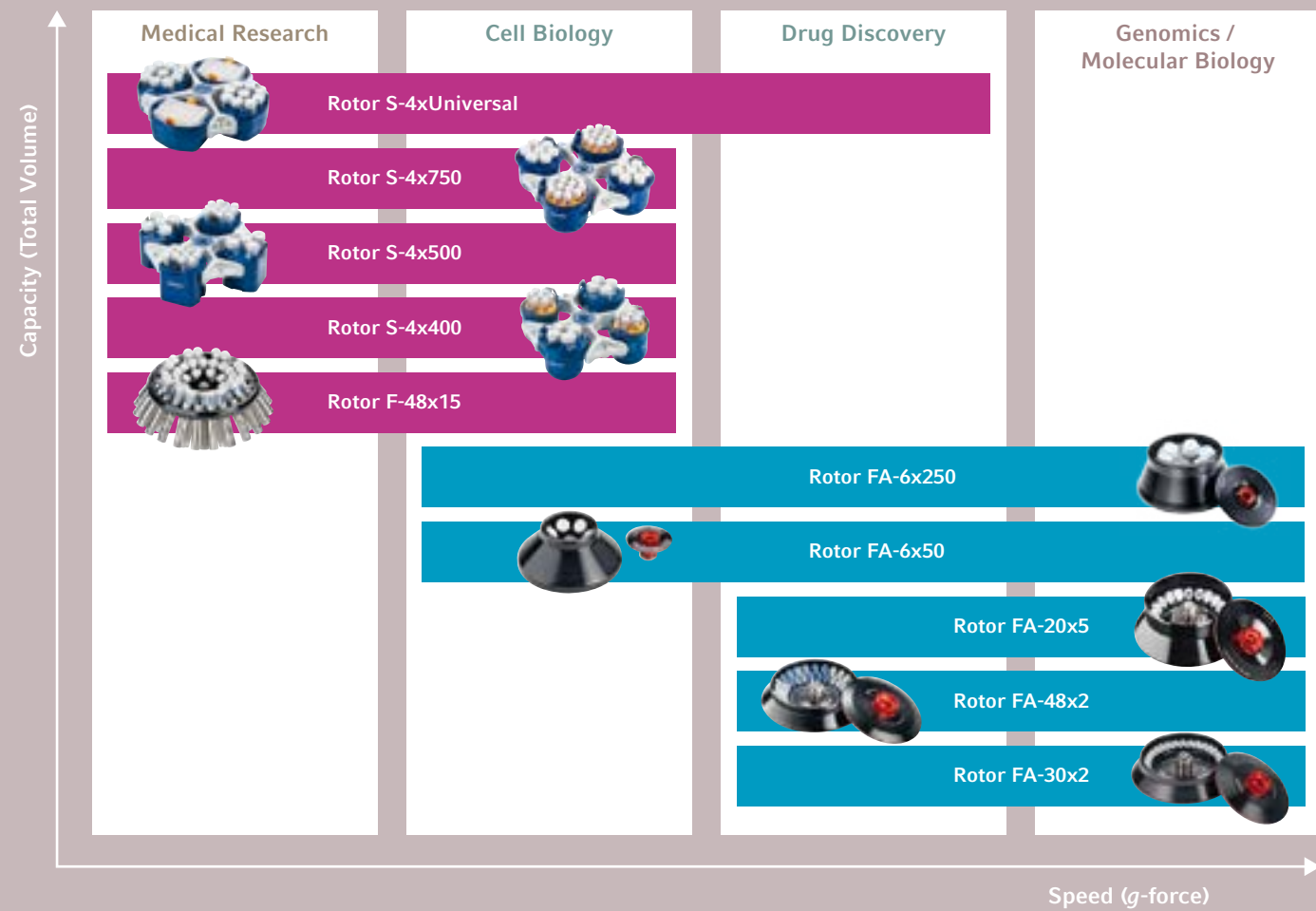
Centrifuge 5910 Ri is our most versatile benchtop centrifuge. With a comprehensive portfolio of fixed-angle and swing-bucket rotors, it was designed to accommodate a particularly broad spectrum of applications.

- > High capacity of up to 4 x 1 L per run
- > Speeds of up to 22,132 x g
- > 10 different rotors tailored to your needs
- > Universal rotor accommodates tubes, plates and bottles in just one bucket
- > Three unique Universal adapters accommodate different vessel formats in one adapter – saving time, space and money



* The Centrifuge 5910 Ri is a non-automatic centrifuge for the separation of liquid substance mixtures from the human body and is specifically intended to be used as an accessory together with an in vitro diagnostic device and to enable its use according to its intended purpose. This product complies with the requirements of the EU In Vitro Diagnostics Regulation (IVDR) 2017/746. Eppendorf centrifuges are exclusively intended for indoor use by trained specialists.

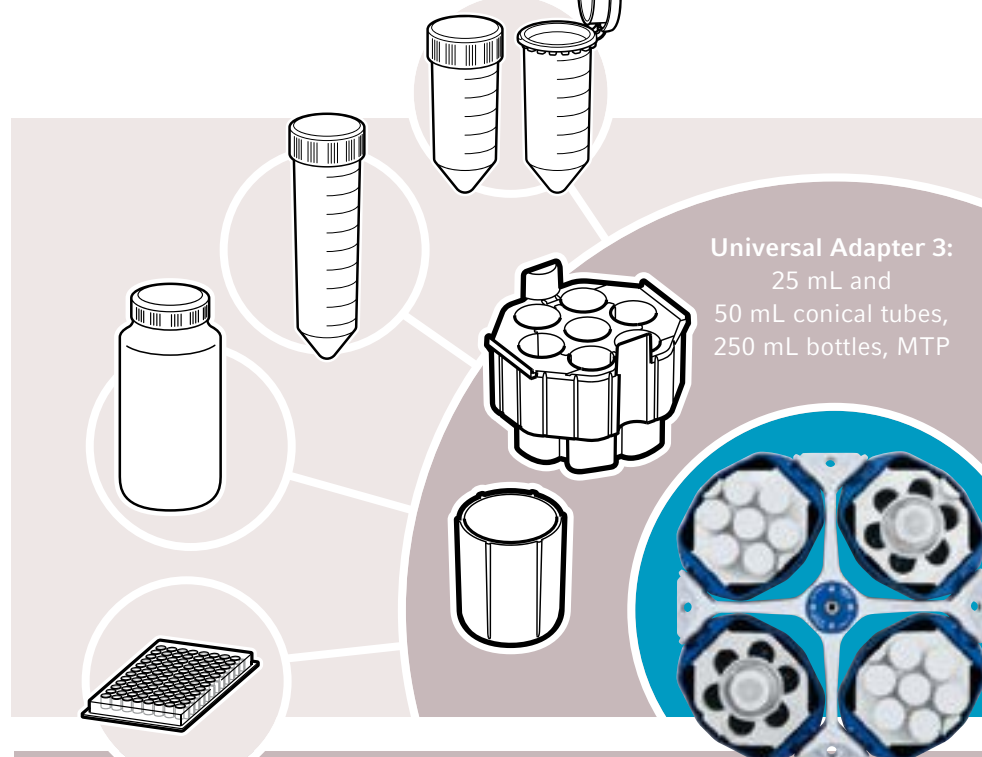
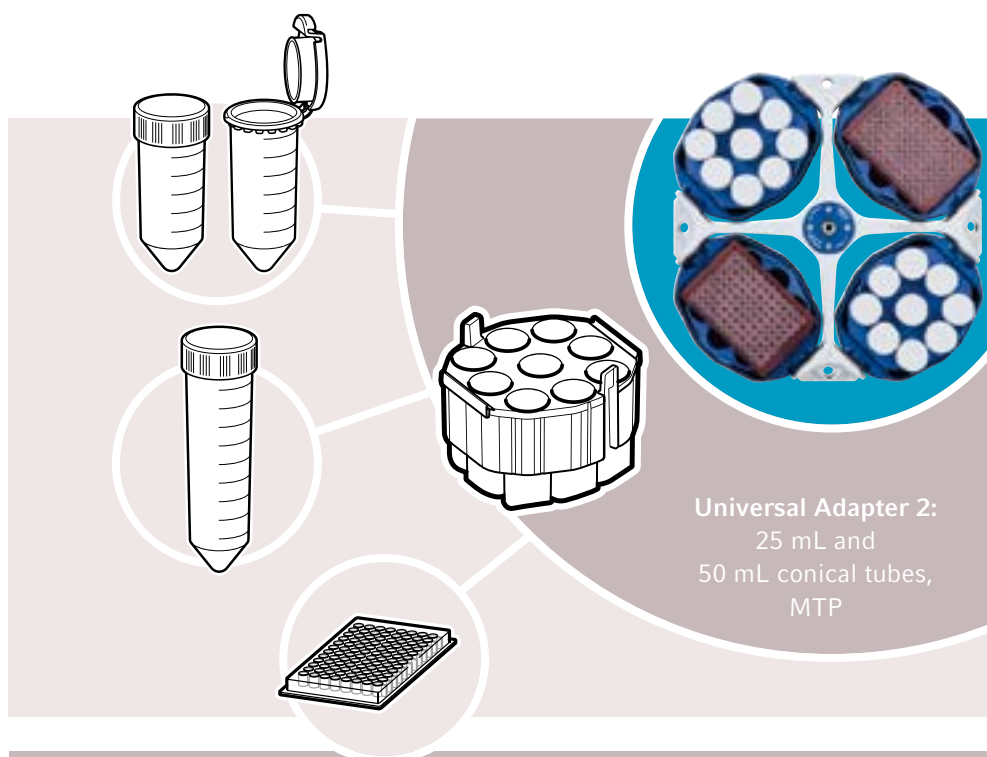
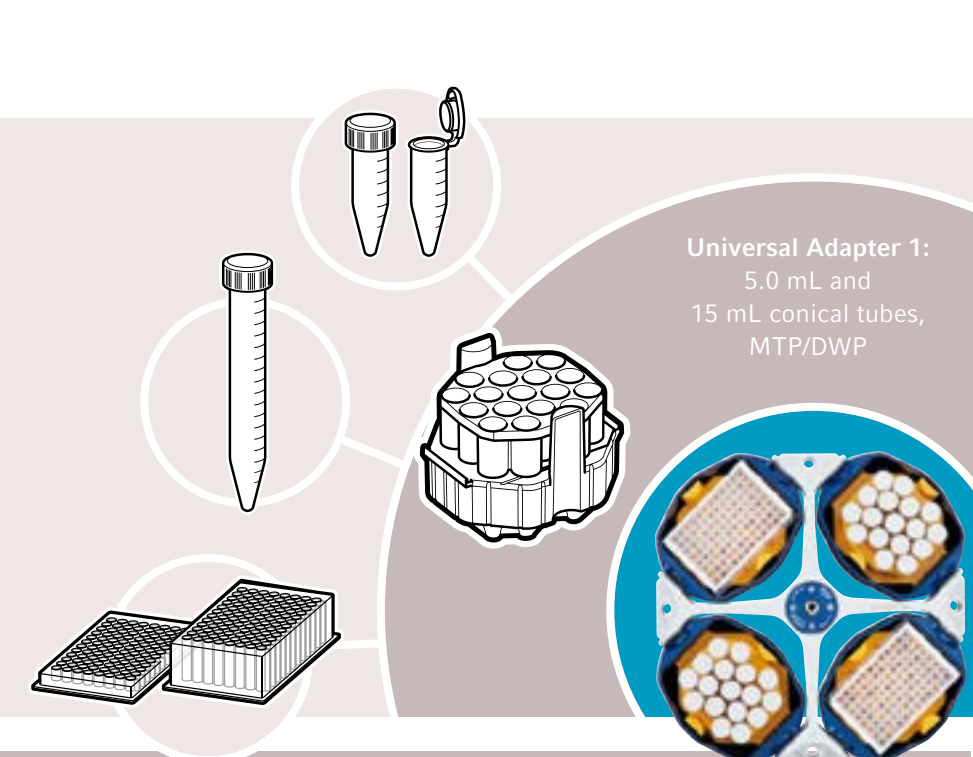
Rotor Portfolio of Centrifuge 5910 Ri



Centrifugation Simplified – With Our Universal Concept

In labs with many different users, a variety of vessels and plates are used, presenting a daily challenge when it comes to centrifugation. To help you with this challenge, we came

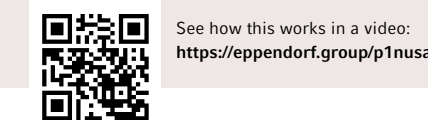
up with our unique Universal adapters: Three innovative adapters accommodate a selection of tubes, plates and bottles:



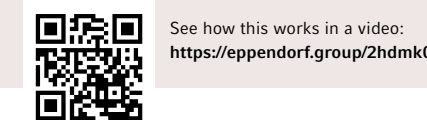
Operation Made Easy



Favorites function:
Change parameters like time, temperature and speed in just seconds



Program function:
Quickly access frequently-used protocols for increased efficiency and repeatable results

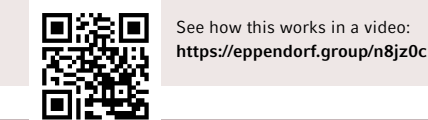


Large run screen:
Monitor the centrifuge status from across the room in a single glance.

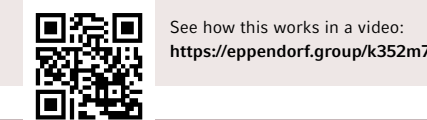
Documentation at Your Fingertips



Run records & event logs
Track user access and digitally document all runs – including parameters such as time, temperature, ramps, and other events



User management
Manage your data and protect your samples with 3 levels of password-protected user access



USB export of run records
Easily transport your data in a PDF or CSV file using the front-mounted USB port and import into digital lab software such as eLABJournal® (see page 9).

Limited Lab Space? Just Roll With It!

The new Eppendorf mobile tables save precious benchtop space and provide the freedom and flexibility to use your Centrifuge 5910 Ri wherever you need it.

The rolling tables are available in two options – low for a convenient under-bench storage of the device or high for an ergonomic working height.



Both options come with heavy duty wheels and brakes, so you can roll them wherever you need them in your lab – offering the same safety level as stationary lab benches.

Stay Connected – Centrifuge 5910 Ri and VisioNize®



Centrifuge 5910 Ri is a VisioNize-onboard device, that can be connected to our VisioNize Lab Suite immediately.

By connecting Eppendorf devices to the VisioNize Lab Suite, you can:

- > Remotely monitor device performance
- > Receive notifications if there's a event
- > Gain access to device information through the device management view

VisioNize helps you to:

- > Monitor your lab remotely from anywhere at anytime
- > Increase productivity and avoid lab equipment downtime through customized notifications
- > Easily create device data documentation

The VisioNize product family also includes many other Eppendorf devices:

- > CryoCube® F740hi ULT freezer
- > Innova® S44i biological shaker
- > CellXpert® C170i CO2 incubator
- > Mastercycler® X50 PCR cycler
- > SciVario® twin Fermenter/Bioreactor Control System

www.eppendorf.com/visionize



Efficient Documentation and Research Data Tracking



The eLABJournal Electronic Lab Notebook offers an intuitive and flexible solution for documenting, organizing, searching, and archiving collected data.

- > Intuitive user interface for easy handling
- > Upload and link any type of file and link it to your experiment for safe documentation
- > eLABJournal has various free add-ons to provide seamless integration and expand your possibilities
- > Centralize your experimental data to encourage collaboration and ensure compliance with a full audit trail
- > Supports 21 CFR part 11



Start a free 30-day trial!
Visit www.eLABJournal.com/eppendorf



For more information, visit:
www.eLABJournal.com/eppendorf

Premium Services for Your Centrifuges

Centrifuge Service and Extended Warranty Agreements

An annual inspection and maintenance of centrifuges and rotors by an Eppendorf certified service technician is highly recommended to ensure a safe working environment and consistent instrument performance.

Qualification Services

Installation Qualification (IQ) and Operational Qualification (OQ) services make sure that temperature accuracy, rotational speed and operating time meet manufacturer's specifications.

For further information on services from cost-efficient to all-inclusive care packages offered in your area, please visit:
www.eppendorf.link/services



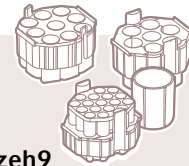
Ordering information

Description	Order no.
Centrifuge 5910 Ri* ¹ , refrigerated	See QR code below table
Rotor	
Rotor S-4xUniversal	5895 200 001
Rotor S-4x750	5895 120 008
Rotor S-4x500	5895 170 005
Rotor S-4x400	5895 180 000
Rotor FA-6x250	5895 175 007
Rotor FA-6x50	5895 150 004
Rotor FA-20x5	5895 130 003
Rotor FA-48x2	5895 135 005
Rotor FA-30x2	5895 155 006
Rotor F-48x15	5895 160 000
Adapter	
Universal adapter 1 for 5.0 mL tubes, 15 mL conical tubes, MTP/DWP	5910 752 008
Universal adapter 2 for 25 mL and 50 mL conical tubes, MTP	5910 769 008
Universal adapter 3 for 25 mL and 50 mL conical tubes, 250 mL bottles, MTP	5910 751 001
Accessories	
Mobile table for under bench storage (low design), fits under standard 90 cm lab benches with centrifuge lid closed, for Centrifuge 5804/5804 R, 5810/5810 R, 5910 Ri and 5920 R	5921 000 010
Mobile table for ergonomic loading and unloading (high design), fits in any empty floor space, for Centrifuge 5804/5804 R, 5810/5810 R, 5910 Ri and 5920 R	5921 000 012

*¹ For ordering information, please check our local website or contact your local sales representative.
www.eppendorf.com/Centrifuge-5910Ri



See a more detailed overview of the adapters:
<https://eppendorf.group/8gzeh9>


Now easier!

Registering your Eppendorf products is now easier with the Eppendorf App and receive exclusive benefits in the future. For each registration you can receive up to 100 epPoints®. Find out more: www.eppendorf.com/product-registration



Your local distributor: www.eppendorf.com/contact
 Eppendorf SE · Barkhausenweg 1 · 22339 Hamburg · Germany
eppendorf@eppendorf.com · www.eppendorf.com

www.eppendorf.com/Centrifuge-5910Ri