

# Chemical Stability of Consumables

Kornelia Ewald, Eppendorf AG, Hamburg, Germany

## Abstract

Consumables such as Eppendorf Tubes® and pipette tips have to withstand the different kinds of stress and strain encountered in everyday laboratory work, e.g. when centrifuging and autoclaving, and at the same time are exposed to chemical reactions. Their level of stability to these effects is, to a large degree, determined by their

material and its processing during manufacture. As a leading manufacturer of biotech products, Eppendorf uses PP and PE granulates specifically suited for the laboratory application and manufacturing process of its micro test tubes, Combitips® dispenser tips and epT.I.P.S.® pipette tips.

## Introduction

### Chemical interactions with consumables

Chemicals interact with consumables in a number of different ways. These include:

1. The chemical reaction with the polymer, e.g. by oxidation, reaction with the functional group, and by depolymerization.
2. Dissolving the synthetic material with a solvent or introducing the solvent into the synthetic material to induce swelling and a change in the material's mechanical properties.
3. The formation of tension cracks resulting from mechanical stress and surface-active substances (detergents, oils). The stress can be caused by internal forces (inherent material stress) or as a consequence of an external process (centrifugation).

### Potential applications

In many applications it is necessary to dispense acids, bases, solvents and salt solutions with varying densities, vapor pressures and viscosities; whereby their properties differ considerably from that of water. Such substances influence the chemical resistance of the materials with which contact is made. Prior to using a dispensing system two questions must thus be answered:

1. How great are the dispensing errors resulting from the physical properties of the liquids?

2. Is the pipette tip or the dispenser tip tight during dispensing despite the chemical influences and will the pipette or dispenser remain resistant for a protracted period of time?













### Chemical stability

Consumables are generally made of polypropylene (PP) or polyethylene (PE). For both thermoplasts the relevant literature contains extensive information about chemical resistance. It attests a high level of chemical resistance for both PP and PE [1]. According to this reference work, conditional stability is still attributed to a plastic, for example, even though it may be damaged by uninterrupted contact with a chemical for a period of weeks. As meaningful as this data may be for the storage of materials in plastic tubes, it does not reflect conditions prevalent for the much shorter contact times involved with dispensing. Liquids to which PP or PE are only conditionally resistant according to the literature such as inorganic acids and various organic acid solvents such as acetone, diethyl ether, chloroform or toluene can be dispensed without a problem. The pre-requisite here is that the contact time is minimized, i.e. the plastic is not used for uninterrupted series pipetting, and the liquid is not additionally heated. As regards the resistance of pipette and dispenser tips, it is a basic rule that the expected dispensing error will increase the longer a consumable is used for the above

chemicals. However, it remains surprisingly low for many substances. The following classification can therefore only provide some general information. When in doubt, a test should be carried out. Our information concerning autoclav-

ability (121 °C, 20 min) for Eppendorf consumables should also be taken into account. The greatest degree of safety is obtained by using the disposable tips and tubes only once.

## Materials in selected Eppendorf products

	PE Polyethylene	PP Polypropylene	PC Polycarbonat	autoclavable	
<b>epT.I.P.S.®</b> 					<b>Eppendorf Tubes® (3810X, Safe Lock, Eppendorf LoBind®)</b> 
All tips		■		■	All tubes
		■		■	When lid open
<b>epT.I.P.S.® Box, epT.I.P.S.® Reloads</b> 					<b>Eppendorf Plates® (DWP, MTP, LoBind)</b> 
Box: min. autoclavable at least 100 times			■	■	If unsealed, but the dimensional stability can be affected
Reloads: autoclavable		■		■	
<b>ep Dualfilter T.I.P.S.®</b> 					<b>Combitips® advanced dispenser tips</b> 
All tips	■	■		■	Cylinder
Filter: hydrophobic	■	■		■	Piston
			■	■	Adapter for 25 mL and 50 mL: Polybutylene terephthalate (PBT) min. autoclavable at least 100 times
<b>Mastertip®</b> 					<b>Combitips® advanced dispenser tips Rack</b> 
Piston	■	■		■	Temperatures >121 °C lead to deformation of the Mastertip pistons
Cylinder		■		■	
Rack		■		■	
<b>Eppendorf Varitips® P/S, Maxitip G</b> 					<b>epT.I.P.S.® Racks + Trays</b> 
Piston	■	■		■	
Cylinder		■		■	
Maxitip G				■	
Valve: Polyvinylidene difluoride (PVDF)		■		■	
<b>Combilong®, Tip-Tub</b> 					<b>epT.I.P.S.® Singles (Biopur®)</b> 
Combilong		■		■	
Tip-Tub		■		■	

## PCR Consumables



PCR tubes  
When lid open

PCR tube/ cap strips  
When lid open



## Tubes 5.0 mL, Conical Tubes



Tubes  
Screw Cap Lid: HDPE

## Wide-neck Bottles



## Serological Pipets

Pipets: Polystyrene (PS)  
Filter: Polyethylen (PE)/  
Polyester (PES)



PE Polyethylene	PP Polypropylene	PC Polycarbonat	autoclavable
	■		■
	■	■	■
	■		■
■			
	■		■
	■		■
	■		■
	■		■

## Eppendorf twin.tec® PCR Plates



Wells  
Frame  
If unsealed

## PCR Films & Foils



PCR Films  
PCR Foils: Aluminium

## Sealing Options for Sample Preparation

**Storage Films:** Polyethylen-terephthalat (PET)  
**Storage Foils:** Aluminium  
**Plates Lids:** Polystyrene (PS)  
**Sealing Mats:** Thermoplastic Elastomer (TPE)

## CryoStorage Vials



## Tube & Cuvette Racks



## Chemical resistance of PP and PE

Chemicals	Concentration in %	Other names	Temperature °C	PE <sup>*1</sup>	PP <sup>*2</sup>	PC <sup>*3</sup>	Steam pressure at 20 °C (hPa)	Density at 20 °C (mg/μL)	Viscosity at 20 °C (mPas)	Remarks
Acetaldehyde	40	Ethanal	20 60	0 3	1 1	3	1006	0.78		
Acetic acid	25-60	Ethane acid	40 60	1 1	1 1	0		1.06	1.22	
Acetone	100	Dimethylketone	20 60	2 3	1 2	3	246	0.79		
Ammonium hydroxide	30		60	1	2	0	483	0.89		
Aniline	100		20 60	1 1	1 1	3		1.02	4.4	
Benzene	100		20 60	2 3	2 3	3		0.88		
Benzine	100		20 60	2 3	2 3	2				
Butanol	up to 100	Butyl alcohol	20 60	1 2	1 2	1		0.81		
Chloroform	100	Trichlormethane	20 60	2 3	2 3	3	213	1.47		
Diethyl ether			20 60	2 3	2 0	3	587	0.71		
Dimethylformamide	100		20 60	1 2	1 1	3		0.94		
Dioxane	100		20 60	1 2	2 2	3		1.03	1.32	
Ethanol	96	Ethyl alcohol	20	2	2	1	58	0.8	1.52	
Ethyl acetate	100		20 60	1 2	1 2	0	98	0.9		
Formaldehyde	40	Methanal	40 60	1 1	1 1	1				
Formic acid	85	Methanoic acid	20 60	1 1	1 2	0		1.19	1.4	
Glycerol	each		60	1	1	2		1.26	1480	
Hydrochloric acid	37		20 60	1 2	1 1	2	190	1.18	1.9	
Hydrofluoric acid	up to 40		20 60	1 1	1 1	3		1.14		Warning! Corrosive! Attacks the ceramic piston of the pipette.
Isopropanol	each	Isopropyl alcohol	60	1	1	2	43	0.78		
Methanol	100	Methyl alcohol	40 60	1 2	1 1	0	129	0.79		
Methylene chloride	100	Dichlormethane	20 40	3 3	2 3	3	475	1.3		
Nitric acid	65		20 60	3 3	3 3	3		1.51	1.77	Pipette must be adjusted
Perchloric acid	70		20 60	1 3	0	0		1.68		Pipette must be adjusted
Petroleum ether	100		20 60	2 2	1 2	2	58			
Phenol	90		20 60	1 2	1 1	2		1.07		
Phosphorus acid	80		20 60	1 1	1 1	0		1.69	30	Pipette must be adjusted
Pyridine	100		20 60	1 2	2 2	3	20.5	0.98		
Sodium hydroxide	up to 40		40 60	1 1	1 1	3		1.43	37	
Sodium hypochlorite			20 60	2 3	1 2	0		1.2		
Sulfuric acid	96		20 60	2 3	2 3	3		1.84	27	Pipette must be adjusted
Tetrachlormethane	100	Carbon tetrachloride	20 60	3 3	3 3	3	120	1.59		Pipette must be adjusted
Tetrahydrofuran	100		20 60	3 3	2 3	3	173	0.89		
Toluene	100		20 60	2 3	2 3	0		0.87		
Trichloroacetic acid	100	TCA	20 60	2 3	1 1	3		1.61		Pipette must be adjusted
Trichlorethene	100		20 60	3 3	2 2	3	78	1.46		Pipette must be adjusted

\*1 PE = Polyethylene; \*2 PP = Polypropylene; \*3 PC = Polycarbonate; 1 = resistant; the material does not change even after longer contact with the appropriate substance. 2 = conditionally resistant; if the material gets in contact with the substance only for a short time it does not change. 3 = non-resistant; the material already changes after a short contact with the substance. 0 = no existing value. Source: Carlowitz, B.: Kunststofftabellen. 4. Aufl. München: Hanser, 1995.-ISBN 3-446-17603-9.

## Literature

[1] Carlowitz, B.: Kunststofftabellen. 4. Aufl. München: Hanser, 1995.-ISBN 3-446-17603-9.

**Your local distributor: [www.eppendorf.com/contact](http://www.eppendorf.com/contact)**  
Eppendorf AG · Barkhausenweg 1 · 22339 Hamburg · Germany  
[eppendorf@eppendorf.com](mailto:eppendorf@eppendorf.com) · [www.eppendorf.com](http://www.eppendorf.com)

**[www.eppendorf.com](http://www.eppendorf.com)**

Eppendorf®, the Eppendorf Brand Design, epT.I.P.S.®, epDualfilter T.I.P.S.®, Biopur®, Mastertip®, Combilong®, Combitips®, Eppendorf LoBind®, Eppendorf Plates®, Eppendorf twin.tec®, Eppendorf Tubes® and Eppendorf Varitips® are registered trademarks of Eppendorf AG, Germany. All rights reserved, including graphics and images. Copyright © 2020 by Eppendorf AG. AU023 WW 020/EN5/PDF/0720/MCP