

**Description of changes:**

Software version 3.5.0 introduces a new application feature for thawing cells which is exclusively available for the Eppendorf ThermoMixer® C in combination with the new Eppendorf SmartBlock™ cryo thaw.<sup>[1]</sup> Furthermore there are several minor additions, updates and fixes for the Eppendorf ThermoMixer® C, ThermoMixer® F, and ThermoStat® C such as

- User notifications by LEDs and simple melodies in special programs (e.g. “Thawing cells”)
- Mixing programs saved on program keys can be reset to their defaults (only ThermoMixer C)
- Extended communication with VisioNize box
- Translations for dialogs which were previously only available in English
- Adapted lengths of display texts to better fit into GUI
- Improved memory handling (see warning below)
- Fixed scrolling behavior in menus with many entries

**Warning:**

The last used SmartExtender temperature will be reset after this update.

**Prerequisites:**

- Computer with Windows 7 or Windows 10 (Administrator rights are not necessary)
- 5382 000.201 VisioNize Box Adapter cable (or an USB 2.0 high speed A to B device cable shielded)

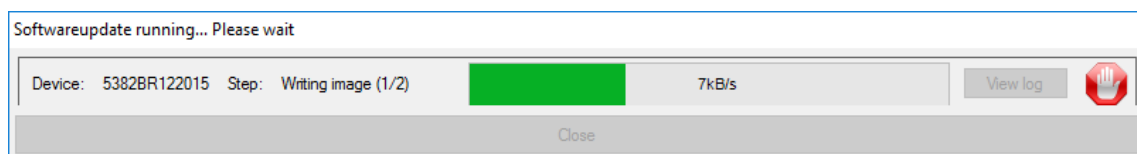
**Instructions:**

Determine which software version is currently installed on your device:

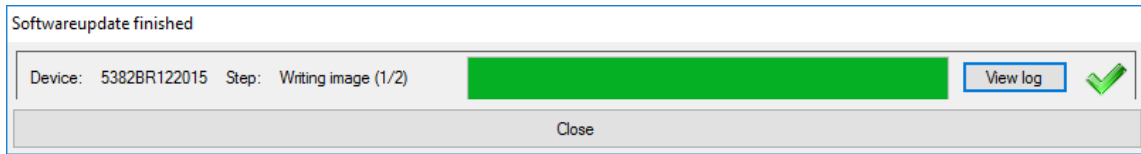
- Turn on your Eppendorf ThermoMixer C, ThermoMixer F, or ThermoStat C
- View the software version while the instrument boots

If the installed software is lower than the latest version listed above, perform the upgrade as listed below. You may want to print this page for easy access to the instructions while you work.

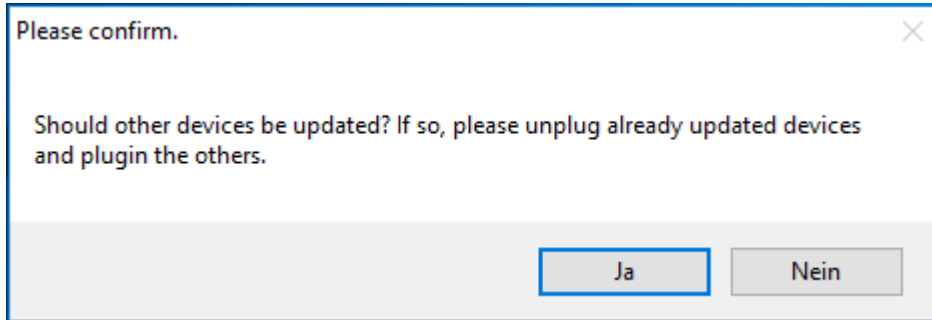
1. Select and open the .zip file that was downloaded from eppendorf.com
2. The firmware updates are saved as self-extracting executable files on the desktop
3. Switch on and connect the ThermoMixer C, ThermoMixer F, or ThermoStat C to the USB cable
4. Connect USB cable with the USB port of the computer
5. Double-click on “Eppendorf\_ThermoMixer\_Autoupdate.exe”
6. Allow execution of software update
7. The update starts immediately



8. Do not interrupt the update process, wait until you are prompted to close the window



9. After the update is completed – you will be asked whether you want to update additional devices



10. Continue with further updates if required

Congratulations! You have installed the latest performance enhancements. Check the Eppendorf website regularly for new revisions.

[1] Get the latest manual at [eppendorf.com/manuals](https://www.eppendorf.com/manuals) and read about the new features.