



How to Keep Your Electronic Pipette in Good Condition

Maintenance tips


Battery care

All rechargeable batteries are wear components and their performance decreases with chemical age. Here are some tips to maintain a good battery life:



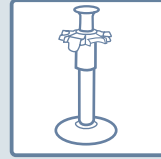
Using the pipette for the first time:

The full battery capacity will be reached after a few recharging cycles



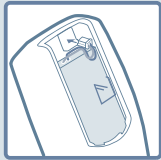
Using the pipette:

Avoid extreme ambient temperatures



Storing the pipette:

We recommend to store the pipette in a charging stand



Storing the pipette when not in use for more than a month:

- > Charge fully
- > Unplug the battery
- > Recharge every other month



Replace the battery after three years of use

Routine pipette maintenance & cleaning by you

Regular (daily) decontamination and cleaning is very similar to mechanical pipettes. The two key watch-outs to keep your electronic pipette in good shape are:



Wipe the pipette with disinfectant – don't spray it



Autoclave lower part only

For more tips and tutorial videos for your Eppendorf Xplorer® pipette visit the »Get Started« section at www.eppendorf.link/simply-better-pipetting



We recommend professional maintenance and calibration by an Eppendorf/authorized service technician at least every 12 months. Learn more at www.eppendorf.link/pipette-service



Your local distributor: www.eppendorf.com/contact

Eppendorf SE · Barkhausenweg 1 · 22339 Hamburg · Germany
eppendorf@eppendorf.com · www.eppendorf.com