



# The Next Benchmark

Eppendorf Centrifuge 5920 R



# The New Benchmark in Capacity and Performance

Centrifuge 5920 R features an extraordinary high capacity and performance. Its high capacity of up to 4 × 1,000 mL bottles, 28 × PCR plates or 196 × 13 mm round-bottom tubes makes it the ideal instrument for high-throughput applications.



#### Advanced temperature management

Temperature management is much more than just cooling. Eppendorf offers state-of-the-art hardware and software features for energy efficiency and sample protection. We have thought of everything so that you don't have to worry about your samples.

> See page 4 for more information.



#### Unique universal concept

The swing-bucket rotor S-4xUniversal-Large and our unique universal adapters are here to make your lab life even easier: This innovative system allows centrifugation of tubes, plates, and bottles without changing centrifuge rotors, rotor buckets, or adapters.

> See page 16 for more information.



#### Excellent user convenience

The user is at the center of all our efforts and optimization measures. Centrifuge 5920 R has been engineered to be extremely quiet and handling is convenient. Eppendorf has taken all the measurements to make everyday work more enjoyable.

> See page 6 for more information.

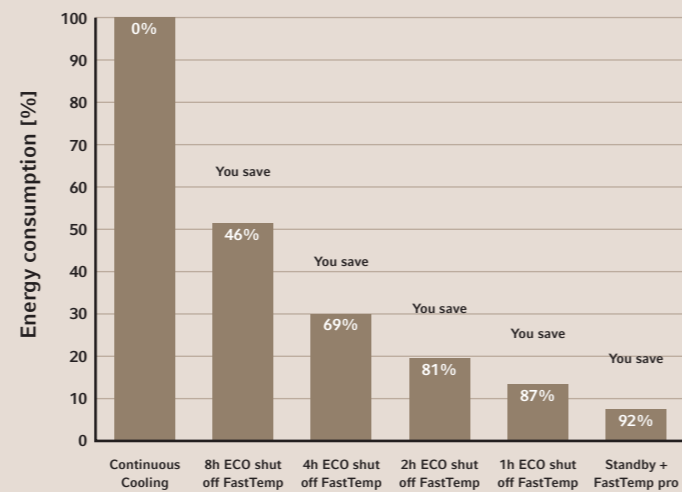
# Easy Pre-cooling With FastTemp Pro®

## Advanced temperature management

Eppendorf developed the Dynamic Compressor Control (DCC). Unlike other compressors which switch back and forth between 0 % and 100 % performance output, DCC allows for a constant and smooth temperature regulation. This results in a precise cooling performance and the set temperature is kept stable at all time.

In addition to the standard FastTemp pre-cooling program Centrifuge 5920 R features a software option called FastTemp pro. This program allows for automated pre-cooling based on pre-programmable time and date. FastTemp pro can be set to a specific date or as a repetitive event for several days every week. Simply turn the centrifuge into standby mode when you leave your lab and let FastTemp pro take care of pre-cooling in the morning. This not only makes operation super easy, it also saves you more than 90 % of energy over night.

Centrifuge 5920 R: Energy saving overnight with ECO shut-off and FastTemp pro®



## Innovative safety features

Centrifuge 5920 R comes with an automatic rotor recognition. This feature detects a newly inserted rotor and automatically limits the centrifuge speed to the rotor's maximum permissible value.

When handling substances that pose a health hazard it is highly recommended to use aerosol-tight fixed-angle rotors with Eppendorf QuickLock® lids or swing-bucket rotors in combination with Eppendorf QuickLock caps.



- > Automatic rotor recognition and imbalance detection for maximum operational safety
- > Sturdy motor driven lid locks to ensure secure operation
- > Not one but two gas springs to support the lid
- > Aerosol-tight rotors and buckets to avoid contamination



## Excellent User Convenience

For ergonomic lid operation Eppendorf designed the soft-touch lid closure system. There is no need to exert unnecessary force when closing the centrifuge lid. In combination with a low opening height you can close the centrifuge with ease.

Centrifuge 5920 R features an advanced operation system that comes with an easy to use interface to make the operation intuitive and more enjoyable. The multilingual operation menu includes 5 program keys for easy access to your routine programs.



- > Soft-touch lid for stress-free instrument closing
- > Low access height for easy loading and unloading
- > Low noise level to improve your work environment
- > Large display and intuitive operating system
- > 5 program keys for easy access to routine programs



Feature	Centrifuge 5920 R
1,000 mL standard bottles	4
750 mL bottles (see pages 14–15 for more information)	4
180 – 250 mL bottles (flat)	8
50 mL conical tubes	52
25 mL conical tubes	52
5 mL and 15 mL conical tubes	108
1.5/2.0 mL Eppendorf Tubes®	368
BD Vacutainer® CPT™ (16 mm x 125 mm/8 mL)	80
16 mm round-bottom and blood collection tubes	148
13 mm round-bottom and blood collection tubes	196
PCR plates/MTP	28/8
Universal adapters for conical tubes, plates and bottles	■
Dual use of plates and tubes in one rotor bucket	■
Plate rotor options for MTP, PCR or DWP	■
Fixed-angle rotors for high-speed applications	■

## Centrifuge 5920 R – More Capacity



As awarded by The Chicago Athenaeum: Museum of Architecture and Design.

Refrigerated Centrifuge 5920 R delivers extraordinary high capacity in a very compact and ergonomic product design. It has similar dimensions as competing refrigerated 3 Liter models and yet features a superior capacity of up to 4 x 1,000 mL standard bottles or 52 x 50 mL conical tubes thus making it the ideal instrument for high-throughput applications.

### More capacity for higher throughput

- > Accommodates standard 1 liter Nalgene® bottles setting a new standard in the table top centrifuge segment
- > Swing-bucket rotors and adapters accommodate tubes and bottles from 0.2 mL to 1,000 mL
- > Fixed-angle rotors for high-speed molecular biology applications in tubes from 0.2 mL to 250 mL
- > Plate rotor options for centrifugation of all types of MTP, PCR or DWP
- > Three innovative universal adapters can spin a selection of tubes, bottles and plates. See page 29 for more information.



> More information:  
[www.eppendorf.com/centrifuge-5920R](http://www.eppendorf.com/centrifuge-5920R)



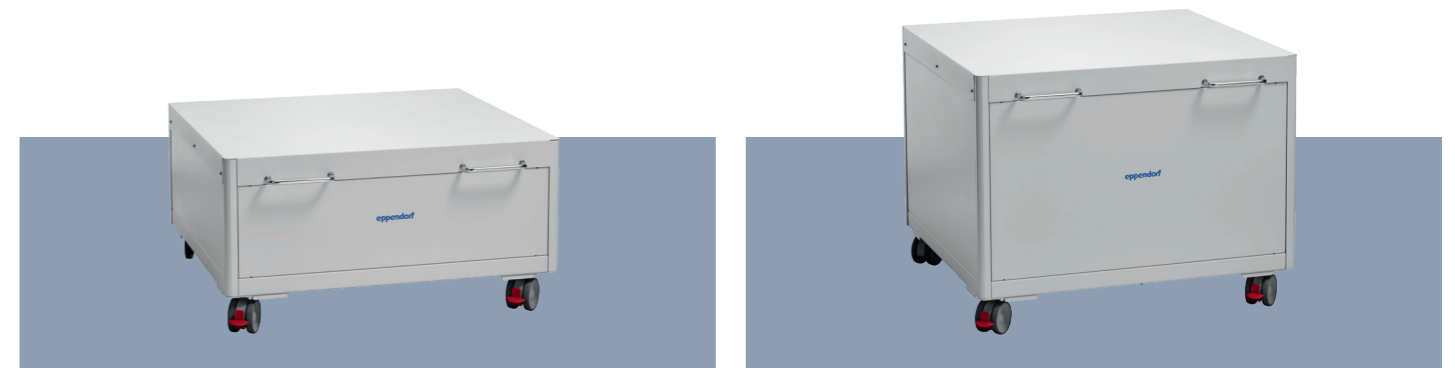
## Mobile Tables

Is space a limited resource in your lab or are you looking for an ergonomic positioning of your Eppendorf centrifuge? The new Eppendorf mobile tables save precious benchtop space and provide the freedom and flexibility to use your Centrifuge 5804/5804 R, 5810/5810 R, 5910 Ri or 5920 R wherever you need it.

Free up your bench. Use the mobile tables if there is not enough space on the regular lab bench, or to lower operating height of your centrifuge for a more ergonomic work environment. You can also transport and use the centrifuge in other labs.



Whether you choose the low design model for under bench storage of your centrifuge or the high design model for ergonomic loading and unloading of rotors and samples, both mobile tables have a very sturdy design for safe centrifugation and are equipped with heavy-duty transport wheels and brakes. And both follow the same extremely high Eppendorf standards in safety and reliability.



### Low design model

- > Fits under standard 90 cm lab bench with centrifuge lid closed
- > Saves valuable benchtop and floor space while not in use
- > Dimensions (W x D x H): approx. 75 x 70 x 39 cm

### High design model

- > Lowers centrifuge to an ergonomic height for easy loading and unloading
- > Fits in any empty floor space – ideal to replace a floor-standing centrifuge
- > Dimensions (W x D x H): approx. 75 x 70 x 58.5 cm

### Ordering information

Description	Order no.
<b>Mobile table for under bench storage (low design)</b> , fits under standard 90 cm lab bench with centrifuge lid closed, for Centrifuge 5804/5804 R, 5810/5810 R, 5910 Ri and 5920 R	5921 000 010
<b>Mobile table for ergonomic loading and unloading (high design)</b> , fits in any empty floor space, for Centrifuge 5804/5804 R, 5810/5810 R, 5910 Ri and 5920 R	5921 000 012

# Overview of Swing-Buckets Rotors and Bottles



Model	Rotor S-4xUniversal-Large	Rotor S-4x1000 high-capacity buckets
<b>Description</b>	Extra high capacity and versatility	Extra high capacity
Universal bucket	yes	no
Aerosol-tightness	yes	no
Max. capacity	4 x 750 mL	8 x 250 mL
Max. RCF	4,402 x g	3,153 x g
Max. speed	4,250 rpm	3,700 rpm
1.5/2.0 mL micro tube	368	
Eppendorf Tubes® 5.0 mL and 15 mL conical	96	108
25 mL snap cap tubes	40	48
25 mL screw cap tubes	40	52
50 mL conical tubes	40	52
13 mm round-bottom and blood collection tubes	196	196
16 mm round-bottom and blood collection tubes	148	144
750 mL bottle	4	
1,000 mL Eppendorf bottles		
1,000 mL standard bottles		
PCR plates/MTP	20	24
Deepwell plates (DWP)	8	8

Model	Rotor S-4x1000 plate/tube buckets	Rotor S-4x1000 round buckets	Rotor S-4x750 with round buckets
<b>Description</b>	High capacity	Medium capacity, compatible with 1 Liter bottle	Medium capacity, high speed
High capacity	no	no	no
Aerosol-tightness	yes	yes	yes
Max. capacity	40 x 50 mL	4 x 1,000 mL	4 x 750 mL
Max. RCF	3,076 x g	3,428 x g	4,800 x g
Max. speed	3,700 rpm	3,700 rpm	4,700 rpm
1.5/2.0 mL micro tube		200	200
Eppendorf Tubes® 5.0 mL and 15 mL conical	88	56	56
25 mL snap cap tubes	36	24	24
25 mL screw cap tubes	40	28	28
50 mL conical tubes	40	28	28
13 mm round-bottom and blood collection tubes	140	92	92
16 mm round-bottom and blood collection tubes	132	80	80
750 mL bottle		4	4
1,000 mL Eppendorf bottles			
1,000 mL standard bottles		4	
PCR plates/MTP	28		16
Deepwell plates (DWP)	8		4



Eppendorf bottles for Centrifuge 5920 R

Volume	Order no.
400 mL, blue lid	5810 729 009
500 mL	5820 707 003
750 mL	5820 708 000

\* Aerosol tight cap possible.

Size Diameter x Height	Bottom shape	Material	S-4x Universal-Large	AT*	S-4x1000 Round Bucket	AT*	S-4x750	AT*
80 x 133 mm	flat	PP						
83 x 134 mm	flat	PP						
102 x 133 mm	flat	PP	■	■	■	■	■	■

# Overview of Fixed-Angle Rotors



Model	Rotor FA-6x250
Description	Processing of cells in higher volumes at high speed
Aerosol-tightness	yes
Max. capacity	6 x 250 mL
Max. RCF	15,054 x g
Max. speed	10,100 rpm
1.5/2.0 mL micro tube	
Eppendorf Tubes® 5.0 mL and 15 mL conical	24
25 mL conical tubes	6 <sup>*1,2</sup>
50 mL conical tubes	6
85 mL Oak Ridge	6
250 mL bottles	6

Model	Rotor FA-6x50
Description	Molecular biology applications in tubes up to 50 mL
Aerosol-tightness	yes
Max. capacity	6 x 50 mL
Max. RCF	20,130 x g
Max. speed	12,100 rpm
1.5/2.0 mL micro tube	6
Eppendorf Tubes® 5.0 mL and 15 mL conical	6
25 mL conical tubes	6 <sup>*2,3</sup>
50 mL conical tubes	6
85 mL Oak Ridge	
250 mL bottles	

Model	Rotor FA-20x5
Description	Applications in Eppendorf Tubes® 5.0 mL
Aerosol-tightness	yes
Max. capacity	20 x 5 mL
Max. RCF	20,913 x g
Max. speed	13,100 rpm
1.5/2.0 mL micro tube	20
Eppendorf Tubes® 5.0 mL and 15 mL conical	20/0
25 mL conical tubes	
50 mL conical tubes	
85 mL Oak Ridge	
250 mL bottles	

Model	Rotor FA-48x2
Description	Aerosol-tight microcentrifuge tube rotor
Aerosol-tightness	yes
Max. capacity	48 x 2 mL
Max. RCF	21,194 x g
Max. speed	13,700 rpm
1.5/2.0 mL micro tube	48
Eppendorf Tubes® 5.0 mL and 15 mL conical	
25 mL conical tubes	
50 mL conical tubes	
85 mL Oak Ridge	
250 mL bottles	

<sup>\*1</sup> Screw cap tubes only  
<sup>\*2</sup> Please order adapter for 25 mL conical tubes screw cap 5820 734 000.  
<sup>\*3</sup> Please order adapter for 25 mL conical tubes snap cap 5820 733 004.

## Advanced Rotor Design – Fixed-Angle Rotors



**Low rotor weight**  
 Eppendorf's fixed-angle rotors are among the lightest in the industry to improve handling and operational safety. Light-weight rotors cause less wear and tear on the motor and allow for faster acceleration and braking times.

Cross section of Rotor FA-6x50 (6 x 50 mL conical) showing the light-weight design. All metal not needed for safety or performance is hollowed out to reduce weight and improve handling.

**Eppendorf QuickLock® lids for ergonomic lid locking**  
 Our aerosol-tight QuickLock rotors close with only ¼ of a turn. This not only saves you time during every day use, it also takes repetitive stress off your wrist.

**Superior temperature control**  
 Aluminum, with its high heat conductivity, allows fast pre-cooling and accurate temperature control in refrigerated centrifuges.

**Perfect fit with Eppendorf Conical Tubes 15 mL and 50 mL**  
 The Eppendorf Conical Tubes are characterized by an outstanding centrifugation stability of up to 19,500 x g<sup>\*\*</sup>. This makes them suited for a broad range of applications.

<sup>\*\*</sup> Test conditions: Rotor FA-45-6-30 in Eppendorf Centrifuge 5810 R (using a suitable centrifuge adapter for 15 mL tube), sample: Saline solution (density: 1.0 g/mL), controlled centrifugation temp.: 25 °C, centrifugation time: 90 min



# Rotors for Centrifuge 5920 R



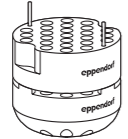
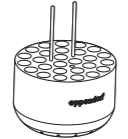
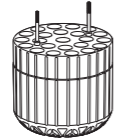
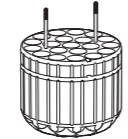

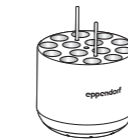
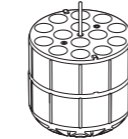
**Rotor S-4x750**

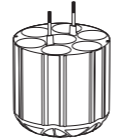
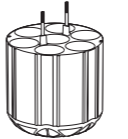
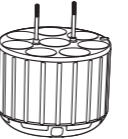
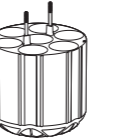
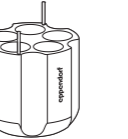

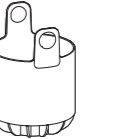


- > Medium capacity swing-bucket rotor with max. speed 4,800 × g (4,700 rpm)\*<sup>1</sup>
- > Broad range of adapters enables high versatility for tubes and flasks from 0.2 mL to 750 mL and plates
- > Mixed loading with 2 plate buckets and 2 round tube buckets allows for increased versatility
- > Aerosol-tight QuickLock caps for safe centrifugation of hazardous samples optionally available\*<sup>2</sup>
- > Buckets, caps and adapters are autoclavable

\*<sup>1</sup> Aerosol-tightness tested by Public Health England, Porton Down, UK.  
\*<sup>2</sup> For 100 V device, max. speed 4,031 × g /4,300 rpm

### Ordering information

Description	Order no.
<b>Rotor S-4x750</b> , aerosol-tight, without buckets	5895 121 004
<b>Rotor S-4x750</b> , aerosol-tight, incl. 4 × 750 mL round buckets	5895 120 008
<b>Plate bucket (aerosol-tight capable), incl. plate carrier</b> , for Rotor S-4x750, set of 2 pcs.	5895 125 000
<b>Round buckets</b> , for Rotor S-4x750, set of 2 pcs.	5895 123 007
<b>Round buckets</b> , for Rotor S-4x750, set of 4 pcs.	5895 122 000
<b>Plate bucket (aerosol-tight capable), incl. plate carrier</b> , for Rotor S-4x750, set of 4 pcs.	5895 124 003
<b>Caps for plate buckets (aerosol-tight capable)</b> , aerosol-tight, for Rotor S-4-104 and Rotor S-4x750, set of 2 pcs.	5820 748 001
<b>Caps for 750 mL round buckets</b> , aerosol-tight, for Rotor S-4-104, Rotor S-4x750 and Rotor S-4x1000, set of 2 pcs.	5820 747 005
<b>Wide-neck bottle 750 mL</b> , for Rotor S-4-104, S-4x750, S-4x1000, set of 2 pcs.	5820 708 000

Adapters for Rotor S-4x750	1.5/2.0 mL	12 × 75 mm, 5 mL FACS	2.6–8 mL	5.5–12 mL	9 mL	14 mL	Eppendorf Tubes® 5.0 mL and 15 mL conical
<b>Max. tube diameter</b>	11 mm	12 mm	13 mm	16 mm	17.5 mm	17.5 mm	17 mm
<b>Max. vessel height</b>	39 mm	120 mm	121 mm	125 mm	117 mm	106 mm	125 mm
<b>Max. vessel height for use with cap/lid*<sup>3</sup></b>	39 mm	113 mm	113 mm	120 mm	112 mm	106 mm	120 mm
<b>Adapter</b>							
<b>Number of vessels per adapter/rotor</b>	50/200	27/108	23/92	20/80	20/80	14/56	14/56
<b>Bottom shape</b>	flat	round	round	round	round	round	conical
<b>Centrifugation radius</b>	194 mm	186 mm	185 mm	186 mm	185 mm	185 mm	188 mm
<b>Max. RCF</b>	4,800 × g	4,593 × g	4,569 × g	4,594 × g	4,569 × g	4,569 × g	4,643 × g
<b>Packing</b>	set of 2 pcs.	set of 2 pcs.	set of 2 pcs.	set of 2 pcs.	set of 2 pcs.	set of 2 pcs.	set of 2 pcs.
<b>Order no.</b>	5825 740 009	5825 747 003	5825 738 004	5825 736 001	5825 743 008	5825 748 000	5825 734 009

25 mL snap cap* <sup>4</sup>	25 mL screw cap* <sup>5</sup>	30 mL	50 mL conical	50 mL conical, skirted	250 mL flat, 17–225/250 mL conical* <sup>6,7</sup>	500 mL Corning®	750 mL	MTP, DWP, PCR plates
30 mm	30 mm	25 mm	30 mm	30 mm	62 mm	96 mm	102 mm	–
83 mm	78.5 mm	119 mm	122 mm	122 mm	145 mm	147 mm	150 mm	64 mm
83 mm	78.5 mm	114 mm	116 mm	116 mm	125 mm	–	150 mm	47 mm
								
6/24	7/28	8/32	7/28	5/20	1/4	1/4	1/4	4/16 (MTP) 1/4 (DWP)
conical	conical	flat	conical	conical	flat	conical	flat	–
167 mm	157 mm	181 mm	187 mm	177 mm	183 mm	186 mm	185 mm	161 mm
4,124 × g	3,877 × g	4,470 × g	4,618 × g	4,371 × g	4,519 × g	4,594 × g	4,569 × g	3,976 × g
set of 2 pcs.	set of 2 pcs.	set of 2 pcs.	set of 2 pcs.	set of 2 pcs.	set of 2 pcs.	set of 2 pcs.	set of 2 pcs.	set of 2 pcs.
5825 733 002	5825 733 002	5825 755 006	5825 733 002	5825 732 006	5825 741 005	5825 745 000	5825 744 004	5895 125 000

\*<sup>1</sup> Exceeding the maximum tube length may reduce the loading capacity of the rotor. Please perform a manual swing-out test before starting the centrifuge run to make sure the tubes do not hit the rotor yoke.

\*<sup>4</sup> Please order adapter for 25 mL conical tubes snap cap 5820 733 004.

\*<sup>5</sup> Please order adapter for 25 mL conical tubes screw cap 5820 734 000.

\*<sup>6</sup> Please note that these conical bottles need to be used together with a conical form insert provided by the manufacturer.

\*<sup>7</sup> 225 mL conical bottles from Becton Dickinson®/Corning® and Nunc 250 mL conical bottles for Rotor S-4-104.




# Rotors for Centrifuge 5920 R



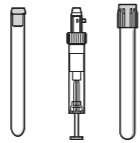

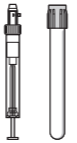
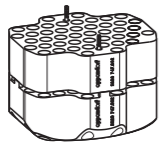
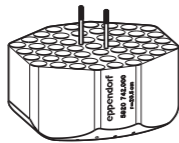
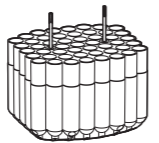
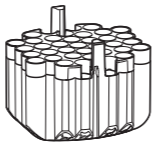
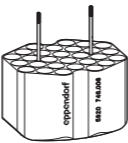







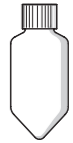
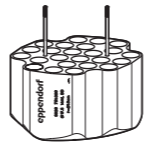
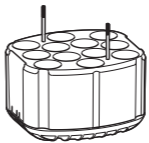

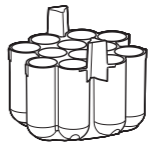
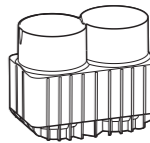
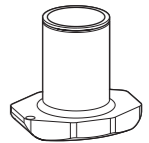
### Rotor S-4xUniversal-Large

- > Extra high capacity swing-bucket rotor with max. speed  $4,402 \times g$  (4,250 rpm)
- > Broad range of adapters enables high versatility for tubes and flasks from 0.2 mL to 750 mL and plates
- > Universal bucket design accommodates both plates and tubes
- > Aerosol-tight Eppendorf QuickLock® caps for safe centrifugation of hazardous samples optionally available\*1
- > Buckets, caps and adapters are autoclavable

\*1 Aerosol-tightness tested by Public Health England, Porton Down, UK.



					
<b>Adapters for Rotor S-4xUniversal-Large</b>					
<b>Tube Volume</b>	1.5/2.0 mL	5 mL FACS	2.6-8 mL	5.5-12 mL	9 mL
<b>Max. tube diameter</b>	11 mm	12 mm	13 mm	16 mm	17.5 mm
<b>Max. vessel height</b>	39 mm	113 mm	110 mm	110 mm	136 mm
<b>Max. vessel height for use with cap/lid</b>	39 mm	82 mm	107 mm	106 mm	130 mm
<b>Adapter</b>					
<b>Number of vessels per adapter/rotor</b>	92/368	51/204	49/196	37/148	28/112
<b>Bottom shape</b>	flat	round	round	round	round
<b>Centrifugation radius</b>	205 mm	205 mm	205 mm	204 mm	209 mm
<b>Max. RCF</b>	$4,140 \times g$	$4,140 \times g$	$4,140 \times g$	$4,120 \times g$	$4,221 \times g$
<b>Packing</b>	set of 2 pcs.	set of 2 pcs.	set of 2 pcs.	set of 2 pcs.	set of 2 pcs.
<b>Order no.</b>	5920 747 002	5920 742 000	5920 739 000	5920 738 003	5920 746 006

					
<b>14 mL</b>	<b>30 mL</b>	<b>50 mL conical, skirted</b>	<b>50 mL Nalgene® Oak Ridge</b>	<b>250 mL flat, 175-225 mL conical</b>	<b>250 mL conical (Corning®, Nunc)</b>
17.5 mm	25 mm	30 mm	29 mm	62 mm	62 mm
123 mm	117 mm	141 mm	132 mm	133 mm	171 mm
120 mm	108 mm	121 mm	121 mm	126 mm	144 mm
					
24/96	12/48	7/28	12/48	2/8	1/4
round	flat	conical	round	flat	flat
210 mm	194 mm	197 mm	206 mm	203 mm	208 mm
$4,240 \times g$	$3,918 \times g$	$3,978 \times g$	$4,160 \times g$	$4,099 \times g$	$4,200 \times g$
set of 2 pcs.	set of 2 pcs.	set of 2 pcs.	set of 2 pcs.	set of 2 pcs.	set of 2 pcs.
5920 751 000	5920 743 007	5920 748 009	5920 753 002	5920 740 008	5920 750 003

# Rotors for Centrifuge 5920 R



### Ordering information

Description	Order no.
Rotor S-4xUniversal-Large, incl. buckets	5895 190 006
Aerosol-tight caps, for Rotor S-4xUniversal-Large, set of 2 pcs.	5920 752 006

# Universal Adapters for Rotor S-4xUniversal-Large

New universal adapters for rotor S-4xUniversal-Large accommodate bottles, plates and conical tubes. No need to change rotor, rotor buckets or adapters.

- > Adapter 1: 5.0 mL and 15 mL conical tubes, MTP/DWP
- > Adapter 2: 25 mL and 50 mL conical tubes, MTP
- > Adapter 3: 25 mL and 50 mL conical tubes, 250 mL bottles, MTP



<b>Adapters for Rotor S-4xUniversal-Large</b>					
<b>Tube Volume</b>	500 mL conical Corning®	500 mL flat Nalgene®	750 mL	Micro Fluidic Cards	MTP, DWP, PCR plates
<b>Max. tube diameter</b>	96 mm	69.5 mm	102 mm	n/a	n/a
<b>Max. vessel height</b>	160 mm	168 mm	166 mm	153 mm	116 mm
<b>Max. vessel height for use with cap/lid</b>	148 mm	143 mm	143 mm	-	110 mm
<b>Adapter</b>					
<b>Number of vessels per adapter/rotor</b>	1/4	1/4	1/4	3/12	5/20 (MTP) 2/8 (DWP)
<b>Bottom shape</b>	conical	flat	flat	flat	flat
<b>Centrifugation radius</b>	208 mm	206 mm	202 mm	200 mm	196 mm
<b>Max. RCF</b>	4,200 × g	4,160 × g	4,079 × g	4,039 × g	3,938 × g
<b>Packing</b>	set of 2 pcs.	set of 2 pcs.	set of 2 pcs.	set of 2 pcs.	set of 2 pcs.
<b>Order no.</b>	5920 744 003	5920 745 000	5920 741 004	5920 749 005	5920 737 007

\*1 Coming soon.

Eppendorf Tubes® 5.0 mL	15 mL conical	MTP, DWP	25 mL snap cap	25 mL screw cap	50 mL conical	Microplate 96/384 wells	25 mL snap cap	25 mL screw cap	50 mL conical	Microplate 96/384 wells	250 mL flat, 175-225 mL conical
17 mm	17 mm	-	30 mm	30 mm	30 mm	-	30 mm	30 mm	30 mm	-	62 mm
131 mm	131 mm	45 mm	131 mm	131 mm	131 mm	45 mm	131 mm	131 mm	131 mm	18 mm	133 mm
123 mm	123 mm	45 mm	125 mm	125 mm	125 mm	45 mm	125 mm	125 mm	125 mm	-	126 mm
24/96		2 MTP 1 DWP			10/40					1 MTP	1/4
conical		skirted			conical					skirted	flat
218 mm		160 mm	189 mm	179 mm	213 mm	153 mm	107 mm	155 mm	213 mm	134 mm	207 mm
4,402 × g		3,231 × g	3,816 × g	3,614 × g	4,301 × g	3,090 × g	3,735 × g	3,509 × g	4,301 × g	2,706 × g	4,180 × g
set of 2 pcs.					set of 2 pcs.					set of 2 pcs.	
5920 757 008*1					5920 756 001*1					5920 755 005*1	

# Rotors for Centrifuge 5920 R



**Rotor S-4x1000 with high-capacity buckets**  
 > Extra high capacity swing-bucket rotor with max. speed 3,153 × g (3,700 rpm)  
 > Bucket accommodates both plates and tubes  
 > Buckets, caps and adapters are autoclavable



### Ordering information

Description	Order no.
Rotor S-4x1000, without buckets	5895 101 003
High-capacity bucket, for Rotor S-4x1000, set of 4 pcs.	5895 106 005
Plate carrier for high-capacity bucket, for Rotor S-4x1000, for high-capacity buckets, set of 2 pcs.	5920 729 004

Adapters for Rotor S-4x1000 high-capacity buckets	5 mL FACS	2.6–8 mL	5.5–12 mL	9 mL
Tube Volume	5 mL FACS	2.6–8 mL	5.5–12 mL	9 mL
Max. tube diameter	12 mm	13 mm	16 mm	17.5 mm
Max. vessel height	108 mm	107 mm	107 mm	129 mm
Adapter				
Number of vessels per adapter/rotor	52/208	49/196	36/144	29/116
Bottom shape	round	round	round	round
Centrifugation radius	204 mm	204 mm	199 mm	204 mm
Max. RCF	3,122 × g	3,122 × g	3,046 × g	3,122 × g
Packing	set of 2 pcs.	set of 2 pcs.	set of 2 pcs.	set of 2 pcs.
Order no.	5920 724 002	5920 718 002	5920 720 007	5920 722 000

Eppendorf Tubes® 5.0 mL and 15 mL conical	25 mL snap cap*1	25 mL screw cap*2	50 mL conical	250 mL flat, 175–225 mL conical and Nunc 250 mL conical	MTP, DWP, PCR plates
17 mm	30 mm	30 mm	30 mm	62 mm	–
121 mm	83 mm	78.5 mm	116 mm	148 mm	88 mm
27/108	13/52	13/52	13/52	2/8	6/24 (MTP) 2/8 (DWP)
conical	conical	conical	conical	flat	flat
205 mm	179 mm	169 mm	206 mm	200 mm	185 mm
3,138 × g	2,739 × g	2,586 × g	3,153 × g	3,061 × g	2,832 × g
set of 2 pcs.	set of 2 pcs.	set of 2 pcs.	set of 2 pcs.	set of 2 pcs.	set of 2 pcs.
5920 716 000	5920 715 003	5920 715 003	5920 715 003	5920 717 006	5920 729 004

\*1 Please order adapter for 25 mL conical tubes snap cap 5820 733 004.  
 \*2 Please order adapter for 25 mL conical tubes screw cap 5820 734 000.

# Rotors for Centrifuge 5920 R



- Rotor S-4x1000 with plate/tube buckets**
- > High capacity swing-bucket rotor with max. speed 3,076 × g (3,700 rpm)
  - > Bucket accommodates both plates and tubes
  - > Aerosol-tight QuickLock caps for safe centrifugation of hazardous samples optionally available\*1
  - > Buckets, caps and adapters are autoclavable

\*1 Aerosol-tightness tested by Public Health England, Porton Down, UK.



### Ordering information

Description	Order no.
<b>Rotor S-4x1000</b> , without buckets	5895 101 003
<b>Aerosol-tight caps</b> , for S-4x1000 plate/tube bucket and S-4x750 plate bucket, set of 2 pcs.	5895 111 009
<b>Plate/tube bucket</b> , for Rotor S-4x1000, set of 4 pcs.	5895 104 002
<b>Plate carrier for plate/tube bucket</b> , for Rotor S-4x1000 with plate/tube buckets, Rotor S-4x1000, set of 2 pcs.	5920 705 008
<b>Plate/tube bucket</b> , for Rotor S-4x1000, set of 2 pcs.	5895 105 009

<b>Adapters for Rotor S-4x1000 plate/tube buckets</b>					
<b>Tube Volume</b>	2.6–8 mL	5.5–12 mL	9 mL	Eppendorf Tubes® 5.0 mL and 15 mL conical	Eppendorf Tubes® 5.0 mL and 15 mL conical
<b>Max. tube diameter</b>	13 mm	16 mm	17.5 mm	17 mm	17 mm
<b>Max. vessel height</b>	109 mm	109 mm	109 mm	121 mm	123 mm
<b>Max. vessel height for use with cap/lid*2</b>	108*2 mm	108 mm	109 mm	–	121 mm
<b>Adapter</b>					
<b>Number of vessels per adapter/rotor</b>	35/140	33/132	28/112	22/88	16/64
<b>Bottom shape</b>	round	round	round	conical	conical
<b>Centrifugation radius</b>	201 mm	200 mm	200 mm	201 mm	201 mm
<b>Max. RCF</b>	3,076 × g	3,061 × g	3,061 × g	3,076 × g	3,076 × g
<b>Packing</b>	set of 2 pcs.	set of 2 pcs.	set of 2 pcs.	set of 2 pcs.	set of 2 pcs.
<b>Order no.</b>	5920 706 004	5920 707 000	5920 708 007	5920 710 001	5920 712 004

\*2 Please perform a manual test to determine the actual loading capacity.  
 \*3 Please order adapter for 25 mL conical tubes snap cap 5820 733 004.  
 \*4 Please order adapter for 25 mL conical tubes screw cap 5820 734 000.

25 mL snap cap*3	25 mL snap cap*3	25 mL screw cap*4	25 mL screw cap*4	50 mL conical	50 mL conical	MTP, DWP, PCR plates
30 mm	30 mm	30 mm	30 mm	30 mm	30 mm	n/a
83 mm	83 mm	78.5 mm	78.5 mm	121 mm	121 mm	104 mm
–	83 mm	–	78.5 mm	–	121 mm	91 mm
9/36	6/24	10/40	7/28	10/40	7/28	10/40(MTP) 2/8(DWP)
conical	conical	conical	conical	conical	conical	flat
175 mm	107 mm	165 mm	166 mm	201 mm	201 mm	198 mm
2,678 × g	2,693 × g	2,525 × g	2,540 × g	3,076 × g	3,076 × g	3,030 × g
set of 2 pcs.	set of 2 pcs.	set of 2 pcs.	set of 2 pcs.	set of 2 pcs.	set of 2 pcs.	set of 2 pcs.
5920 709 003	5920 711 008	5920 709 003	5920 711 008	5920 709 003	5920 711 008	5920 705 008

# Rotors for Centrifuge 5920 R



- Rotor S-4x1000 with round buckets**
- > Medium capacity swing-bucket rotor with max. speed 3,428 × g (3,700 rpm)
  - > Broad range of adapters enables high versatility for tubes and flasks from 0.2 mL to 1,000 mL and plates
  - > Mixed loading with 2 plate buckets and 2 round tube buckets allows for increased versatility
  - > Aerosol-tight QuickLock caps for safe centrifugation of hazardous samples optionally available\*1
  - > Buckets, caps and adapters are autoclavable

\*1 Aerosol-tightness tested by Public Health England, Porton Down, UK.

**Ordering information**

Description	Order no.
<b>Rotor S-4x1000</b> , without buckets	5895 101 003
<b>Round bucket</b> , for Rotor S-4x1000, set of 4 pcs.	5895 102 000
<b>Rotor S-4x1000 round buckets</b> , aerosol-tight, incl. 4 × 1,000 mL round buckets	5895 100 007
<b>Aerosol-tight caps</b> , for S-4x1000 plate/tube bucket and S-4x750 plate bucket, set of 2 pcs.	5895 111 009
<b>Plate/tube bucket, for Rotor S-4x1000</b> , set of 4 pcs.	5895 104 002
<b>Plate carrier for plate/tube bucket</b> , for Rotor S-4x1000 with plate/tube buckets, Rotor S-4x1000, set of 2 pcs.	5920 705 008
<b>Plate/tube bucket, for Rotor S-4x1000</b> , set of 2 pcs.	5895 105 009
<b>Caps for 750 mL round buckets</b> , aerosol-tight, for Rotor S-4-104, Rotor S-4x750 and Rotor S-4x1000, set of 2 pcs.	5820 747 005

Adapters for Rotor S-4x1000 round buckets	1.5/2.0 mL	12 × 75 mm, 5 mL FACS	2.6–8 mL	5.5–12 mL	9 mL	14 mL	Eppendorf Tubes® 5.0 mL and 15 mL conical	25 mL snap cap*3
<b>Max. tube diameter</b>	11 mm	12 mm	13 mm	16 mm	17.5 mm	17.5 mm	17 mm	30 mm
<b>Max. vessel height</b>	39 mm	115 mm	121 mm	140 mm	117 mm	117 mm	161 mm	83 mm
<b>Max. vessel height for use with cap/lid*2</b>	39 mm	108 mm	113 mm	140 mm	112 mm	112 mm	150 mm	83 mm
<b>Adapter</b>								
<b>Number of vessels per adapter/rotor</b>	50/200	27/108	23/92	20/80	20/80	14/56	14/56	6/24
<b>Bottom shape</b>	flat	round	round	round	round	round	conical	conical
<b>Centrifugation radius</b>	219 mm	211 mm	210 mm	211 mm	210 mm	210 mm	224 mm	107 mm
<b>Max. RCF</b>	3,352 × g	3,229 × g	3,214 × g	3,229 × g	3,214 × g	3,214 × g	3,428 × g	2,005 × g
<b>Packing</b>	set of 2 pcs.	set of 2 pcs.	set of 2 pcs.	set of 2 pcs.	set of 2 pcs.	set of 2 pcs.	set of 2 pcs.	set of 2 pcs.
<b>Order no.</b>	5825 740 009	5825 747 003	5825 738 004	5825 736 001	5825 743 008	5825 748 000	5825 734 009	5825 733 002

25 mL screw cap*4	30 mL	50 mL conical	50 mL conical, skirted	250 mL flat, 175–225/250 mL conical*5,6	500 mL Corning®	500 mL Nalgene®	600 mL TPP	750 mL	1 Liter Nalgene®	MTP, DWP, PCR plates
30 mm	25 mm	30 mm	30 mm	62 mm	96 mm	69.5 mm	98 mm	102 mm	98 mm	n/a
78.5 mm	144 mm	156 mm	156 mm	176 mm	167 mm	183 mm	181 mm	150 mm	196 mm	104 mm
78.5 mm	139 mm	150 mm	147 mm	156 mm	167 mm	183 mm	181 mm	150 mm	–	91 mm
7/28	8/32	7/28	5/20	1/4	1/4	1/4	1/4	1/4	1/4	7/28 (MTP) 2/8 (DWP)
conical	flat	conical	conical	flat	conical	flat	conical	flat	flat	flat
121 mm	212 mm	223 mm	209 mm	214 mm	218 mm	221 mm	224 mm	216 mm	218 mm	198 mm
1,852 × g	3,245 × g	3,413 × g	3,199 × g	3,275 × g	3,336 × g	3,382 × g	3,428 × g	3,306 × g	3,336 × g	3,030 × g
set of 2 pcs.	set of 2 pcs.	set of 2 pcs.	set of 2 pcs.	set of 2 pcs.	set of 2 pcs.	set of 2 pcs.	set of 2 pcs.	set of 2 pcs.	set of 2 pcs.	set of 2 pcs.
5825 733 002	5825 755 006	5825 733 002	5825 732 006	5825 741 005	5825 745 000	5920 703 005	5920 701 002	5825 744 004	5920 700 006	5895 105 009

\*2 Exceeding the maximum tube length may reduce the loading capacity of the rotor. Please perform a manual swing-out test before starting the centrifuge run to make sure the tubes do not hit the rotor yoke.

\*3 Please order adapter for 25 mL conical tubes snap cap 5820 733 004.

\*4 Please order adapter for 25 mL conical tubes screw cap 5820 734 000.

\*5 Please note that these conical bottles need to be used together with a conical form insert provided by the manufacturer.

\*6 225 mL conical bottles from Becton Dickinson®/Corning® and Nunc 250 mL conical bottles for Rotor S-4-104.

# Rotors for Centrifuge 5920 R




### Rotor FA-6x250

- > Fixed-angle rotor for up to 6 x 250 mL bottles\*<sup>1</sup>
- > Ideal for the pelleting of microorganisms and mammalian cells
- > 12 different adapters for broad range of additional applications
- > Max. speed 15,054 x g (10,100 rpm)
- > Eppendorf QuickLock® rotor lid for fast lid locking
- > Aerosol-tight\*<sup>2</sup> for safe centrifugation of hazardous samples
- > Low weight of only 5,450 g for stress-free work
- > Anodized aluminum for high chemical resistance
- > Rotor, lid and adapters are autoclavable to reduce risk of contamination

\*<sup>1</sup> To run this rotor, a software update is required for earlier centrifuges. Please contact your local Eppendorf organization or dealer for further information.  
 \*<sup>2</sup> Aerosol-tightness tested by Public Health England, Porton Down, UK. Maximum 80% of maximum filling volume.

### Ordering information

Description	Order no.
Rotor FA-6x250, for 6 x 250 mL bottles incl. aerosol-tight Eppendorf QuickLock® rotor lid	5895 175 007



Adapters for Rotor FA-6x50	5 mL	2.6–8 mL	5.5–12 mL	9 mL	Eppendorf Tubes® 5.0 mL* <sup>4</sup> and 15 mL	25 mL screw cap* <sup>5</sup>	50 mL
<b>Max. tube diameter</b>	12 mm	13 mm	16 mm	17.5 mm	17 mm	30 mm	30 mm
<b>Max. vessel height for use with cap/lid*<sup>3</sup></b>	114 mm	114 mm	115 mm	112 mm	122 mm	78.5 mm	125 mm
<b>Adapter</b>							
<b>Number of vessels per adapter/rotor</b>	9/54	8/48	7/42	7/42	4/24	1/6	1/6
<b>Bottom shape</b>	round	round	round	round	conical	conical	conical
<b>Centrifugation radius</b>	126 mm	125 mm	125 mm	126 mm	120 mm	95 mm	110 mm
<b>Max. RCF</b>	14,370 x g	14,256 x g	14,256 x g	14,370 x g	13,686 x g	10,834 x g	12,545 x g
<b>Packing</b>	set of 2 pcs.	set of 2 pcs.	set of 2 pcs.	set of 2 pcs.	set of 2 pcs.	set of 2 pcs.	set of 2 pcs.
<b>Order no.</b>	5920 765 000	5920 763 008	5920 762 001	5920 764 004	5920 761 005	5920 760 009	5920 760 009

\*<sup>3</sup> Please perform a manual test to determine the actual loading capacity.  
 \*<sup>4</sup> Universal adapters for Eppendorf Tubes® 5.0 mL are required in addition (order no. 5820 732 008).  
 \*<sup>5</sup> Please order adapter for 25 mL conical tubes screw cap 5820 734 000.  
 \*<sup>6</sup> 175 mL conical bottles from Becton Dickinson®/Corning® (352076). Please note that these conical tubes bottles need to be used together with a conical form insert provided by the bottle manufacturer.  
 \*<sup>7</sup> 250 mL flat bottom bottles from Nalgene® (3127-0250, 3122-0250, 3120-0250) and Corning® (431841, 431842).  
 When used with wide lid 250 mL flat bottom bottle from Nalgene® (3140-0250) max. capacity is reduced to 4 x 250 mL.

50 mL	10 mL	16 mL	30 mL	50 mL	85 mL	175 mL* <sup>6</sup>	250 mL* <sup>7</sup>
30 mm	17 mm	18 mm	26 mm	29 mm	38 mm	62 mm	62 mm
125 mm	115 mm	115 mm	116 mm	125 mm	118 mm	118 mm	135 mm
						—	—
1/6	7/42	7/42	3/18	1/6	1/6	1/6	1/6
conical, skirted	round	round	round	round	round	conical	flat
108 mm	126 mm	126 mm	125 mm	111 mm	113 mm	132 mm	132 mm
12,317 x g	14,370 x g	14,370 x g	14,256 x g	12,659 x g	12,887 x g	15,054 x g	15,054 x g
set of 2 pcs.	set of 2 pcs.	set of 2 pcs.	set of 2 pcs.	set of 2 pcs.	set of 2 pcs.	—	—
5920 766 007	5920 769 006	5920 770 004	5920 767 003	5920 771 000	5920 768 000	Conical form insert required* <sup>6</sup>	No adapter required* <sup>7</sup>

# Rotors for Centrifuge 5920 R



### Rotor FA-6x50

- > High-speed rotor for applications in tubes from 5–50 mL
- > Max. speed 20,133 × g (12,100 rpm)
- > Eppendorf QuickLock® rotor lid for fast lid locking
- > Aerosol-tight\*1 for safe centrifugation of hazardous samples
- > Low rotor weight (3,200 g) for easy handling
- > Anodized aluminum for high chemical resistance
- > 45° borehole angle minimizes pellets smear
- > Rotor, lid and adapters are autoclavable

\*1 Aerosol-tightness tested by Public Health England, Porton Down, UK.

#### Ordering information

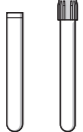





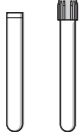





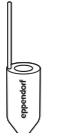

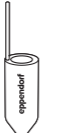
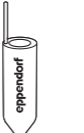
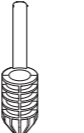

Description	Order no.
Rotor FA-6x50, aerosol-tight, incl. rotor lid	5895 150 004

# Eppendorf Conical Tubes

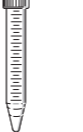

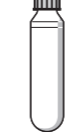













Whether centrifugation, mixing, or other applications – the Eppendorf Conical Tubes 15 mL, 25 mL and 50 mL will perfectly fit into your workflows. They represent the next step in Eppendorf’s comprehensive system solutions in liquid, sample and cell handling.

More information:  
[www.eppendorf.com/conicals](http://www.eppendorf.com/conicals)

						
<b>Adapters for Rotor FA-6x50</b>						
<b>Tube Volume</b>	2.6–5 mL	4–8 mL	5.5–10 mL	7.5–12 mL	Eppendorf Tubes® 5.0 mL	7–17 mL
<b>Max. tube diameter</b>	13 mm	13 mm	16 mm	16 mm	17 mm	17.5 mm
<b>Max. vessel height for use with cap/lid</b>	119 mm	119 mm	119 mm	119 mm	121 mm	112 mm
<b>Adapter</b>						
<b>Number of vessels per adapter/rotor</b>	1/6	1/6	1/6	1/6	1/6*2	1/6
<b>Bottom shape</b>	round	round	round	round	conical	round
<b>Centrifugation radius</b>	120 mm	120 mm	120 mm	120 mm	121 mm	120 mm
<b>Max. RCF</b>	19,642 × g	19,642 × g	19,642 × g	19,642 × g	19,806 × g	19,642 × g
<b>Packing</b>	set of 2 pcs.	set of 2 pcs.	set of 2 pcs.	set of 2 pcs.	set of 2 pcs.	set of 2 pcs.
<b>Order no.</b>	5820 726 008	5820 725 001	5820 728 000	5820 727 004	5820 730 005	5820 729 007

\*2 Eppendorf Tubes® 5.0 mL with screw cap will not fit in this adapter.

						
15 mL	15–18 mL	20–30 mL	25 mL snap cap	25 mL screw cap	35 mL	50 mL conical
17 mm	18 mm	26 mm	30 mm	30 mm	29 mm	30 mm
125 mm	107 mm	104 mm	83 mm	78.5 mm	113 mm	127 mm
						
1/6	1/6	1/6	1/6	1/6	1/6	–/6
conical	round	round	conical	conical	conical	conical
120 mm	120 mm	105 mm	104 mm	97 mm	112 mm	123 mm
19,642 × g	19,642 × g	17,187 × g	17,023 × g	15,877 × g	18,333 × g	20,130 × g
set of 2 pcs.	set of 2 pcs.	set of 2 pcs.	set of 2 pcs.	set of 2 pcs.	set of 2 pcs.	–
5820 717 009	5820 720 000	5820 721 006	5820 733 004	5820 734 000	5820 722 002	–

## Rotors for Centrifuge 5920 R



### Rotor FA-20x5

- > 20 places for Eppendorf Tubes® 5.0 mL\*1
- > Max. speed: 20,913 × *g* (13,100 rpm)
- > Aerosol-tight Eppendorf QuickLock® rotor lid\*2
- > Rotor, lid and adapters are autoclavable (121 °C, 20 min)
- > Anodized aluminum for high chemical resistance

\*1 For Eppendorf Tubes® 5.0 mL with screw cap the capacity is limited to 10 tubes.  
\*2 Aerosol-tightness tested by Public Health England, Porton Down, UK.

#### Ordering information

Description	Order no.
Rotor FA-20x5, for 20 Eppendorf Tubes® 5.0 mL, incl. aerosol-tight Eppendorf QuickLock® rotor lid	5895 130 003
Adapter, for 1 PCR tube 0.2 mL, max. Ø 6 mm, for all 1.5/2.0 mL rotors, set of 6 pcs.	5425 715 005
Adapter, for 1 tube 0.5 mL or BD Microtainer®, max. Ø 8 mm, for all 1.5/2.0 mL rotors, set of 6 pcs.	5425 716 001
Adapter, for 1 vessel 1.5–2.0 mL, for all 5.0 mL rotors, set of 4 pcs.	5820 768 002
Adapter, for 1 cryo tube, for all 5.0 mL rotors, set of 4 pcs.	5820 769 009
Adapter, for 1 HPLC tube, for all 5.0 mL rotors, set of 4 pcs.	5820 770 007
Adapter, for 1 tube 0.4 mL, max. Ø 6 mm, for all 1.5/2.0 mL rotors, set of 6 pcs.	5425 717 008



### Rotor FA-48x2

- > 48 places for 1.5/2.0 mL tubes
- > Max. speed: 21,194 × *g* (13,700 rpm)
- > Eppendorf QuickLock® rotor lid for fast lid locking
- > Aerosol-tight for safe centrifugation of hazardous samples\*3
- > Anodized aluminum for high chemical resistance
- > Rotor and lid are autoclavable (121 °C, 20 min)

\*3 Aerosol-tightness tested by Public Health England, Porton Down, UK.

#### Ordering information

Description	Order no.
Rotor FA-48x2, incl. aerosol-tight Eppendorf QuickLock® rotor lid	5895 135 005

**epServices**  
for premium performance



#### Centrifuge Service

Eppendorf offers a choice of preventive maintenance services and service agreement options for consistent instrument performance and confidence in safety.

**New:** Global Centrifuge Service Agreements from cost-efficient to all-inclusive care packages for easier service process, maximized uptime, and peace of mind!

#### Our new comprehensive service agreements

##### AdvancedCare

includes a full annual preventive maintenance service program for assured instrument reliability and uptime; 20 % discount on parts, labor and travel; 10 % discount on additional services (e.g. IQ/OQ) during the agreement period

##### PremiumCare

includes a full annual preventive maintenance service program for assured instrument reliability and uptime; unlimited travel, spare parts and labor on repairs included in the agreement; 10 % discount on additional services (e.g. IQ/OQ) during the agreement period

#### Our preventive maintenance only services

##### ■ Essential Check

includes a check of all fundamental functions of the product

##### ■ Preventive Maintenance

includes all preventive maintenance services to keep the instrument in accordance with the manufacturer specifications

Our service includes cleaning, instructions for proper care and visual examination of rotors and adapters determining if the rotor is safe for further operation or needs to be replaced.

##### The services feature

- > Manufacturer-specific test procedures
- > GLP supporting documentation

##### Value of service

- > Highest degree of security in your lab
- > Longer service life of the system

> Further information and local offers in your country:  
[www.eppendorf.com/epServices](http://www.eppendorf.com/epServices)





# Eppendorf Centrifuge 5920 R

## Technical specifications Centrifuge 5920 R

<b>Max. RCF</b>	
> with fixed-angle rotor	21,194 × g
> with swing-bucket rotor	4,791 × g
<b>Speed</b>	100–13,700 rpm
<b>Max. capacity</b>	4 × 1,000 mL/4 × 7 MTP/52 × 50 mL tubes
<b>Acceleration/braking ramps</b>	10/10
<b>Number of programs</b>	99 (5 program keys)
<b>Timer</b>	10 s to 99 h 59 min, with continuous run function, short-spin
<b>Cooling</b>	refrigerated
<b>Temperature control range</b>	–11 °C to 40 °C
<b>Noise level</b>	
<b>Rotor FA-6x50</b>	<60 dB(A)
<b>Rotor S-4xUniversal-Large</b>	<55 dB(A)
<b>Power supply</b>	230 V, 50–60 Hz
<b>Max. power consumption</b>	1,650 W
<b>Dimensions (W × D × H)</b>	74 × 71 × 40 cm
<b>Footprint (dimensions w/o front panel, WxD)</b>	74 × 67 cm
<b>Height (with open lid)</b>	94 cm
<b>Weight w/o accessories</b>	139 kg

Technical specifications are subject to change. Errors and omissions excepted.

## Ordering information

Description	Max. capacity per rotor	Order no.
<b>Centrifuge 5920 R</b> , refrigerated		*1
<b>Centrifuge 5920 R</b> , refrigerated, with Rotor S-4xUniversal-Large, incl. universal buckets and adapters for 5 mL/15 mL/25 mL/50 mL conical tubes and plates	96 × 15 mL/40 × 50 mL	*1
<b>Centrifuge 5920 R</b> , refrigerated, with Rotor S-4xUniversal-Large, incl. universal buckets and adapters for round-bottom tubes with diameter 13/16 mm	196 × 13 mm/148 × 16 mm	*1
<b>Centrifuge 5920 R</b> , refrigerated, with Rotor S-4x1000, incl. high-capacity buckets and adapters for 15 mL/50 mL conical tubes	108 × 15 mL/52 × 50 mL	*1
<b>Centrifuge 5920 R</b> , refrigerated, with Rotor S-4x1000, incl. plate/tube buckets and adapters for 15 mL/50 mL conical tubes	88 × 15 mL/40 × 50 mL	*1
<b>Centrifuge 5920 R</b> , refrigerated, with Rotor S-4x1000, incl. round buckets and adapters for 15 mL/50 mL conical tubes	56 × 15 mL/28 × 50 mL	*1

Your local distributor: [www.eppendorf.com/contact](http://www.eppendorf.com/contact)  
 Eppendorf SE · Barkhausenweg 1 · 22339 Hamburg · Germany  
[eppendorf@eppendorf.com](mailto:eppendorf@eppendorf.com) · [www.eppendorf.com](http://www.eppendorf.com)

[www.eppendorf.com/centrifugation](http://www.eppendorf.com/centrifugation)

\*1 For ordering information, please check our local website or contact your local sales representative.

[www.eppendorf.com/Centrifuge-5920R](http://www.eppendorf.com/Centrifuge-5920R)

